

# 2023

# Larimer Community Resilience Survey



Larimer Office of Emergency Management  
4872 Endeavor Drive  
Johnstown, CO 80534



# Outcomes from 2023 Survey



From themes of the responses of the 2023 Community Resilience survey, the Larimer County Office of Emergency Management has prioritized the following to advance social connectivity and community preparedness for increased resilience and disaster outcomes.

## Actions being taken from survey responses:

- We found that 35% of respondents never interact with their neighbors so we have doubled the number of groups that can obtain a Connecting Our Communities Micro-Grant each year to continue fostering community connectedness.
- 73% of respondents noted that they feel a sense of belonging in their community. However, there was confusion over definitions of family, neighborhood, and community. To get more accurate results we defined community, family, and neighborhood throughout the assessment to obtain more accurate results.
- 35% of respondents never engage with local officials. In the Dare to Prepare education program, we have added civic engagement and the opportunity for people to meet with their elected officials.
- In the 2022 survey, 66% of respondents mentioned that OEM does not have systems in place for people with disabilities. OEM made this a priority area and we saw a 16% improvement in 2023. Additional activities include, developing an Access and Functional Needs (AFN) Working Group to support systems for people with disabilities in emergencies.
  - Working on an Emergency Sheltering Checklist for AFN
  - Coordinating with partners on a Shelter and Evacuation Plan that will include heat thresholds and cooling center thresholds.
  - Increased coordination with power providers and other utilities to ensure timely and accurate messaging for outages and emergency shutoffs.
- 90% of respondents mentioned that they would like more information about emergency alerts. The Larimer Emergency Telephone Authority (LETA) has numerous resources on emergency alerts and their personnel would be happy to assist. [Nocoalert.org](https://nocoalert.org).

# Outcomes from 2023 Survey




## Continued actions being taken from responses

- The Larimer County Board of County Commissioners doubled the amount available for the Community Mitigation Grant Program, allowing more communities to do grassroots mitigation activities each year.
- The Larimer Connects Community Hub program that creates community-led information hubs for emergencies in Larimer OEM has added four more community hubs to the program. The Larimer Connects Community Hub program now has 21 hubs throughout Larimer County. Larimer OEM has also done targeted outreach to more communities to increase social connection and preparedness.
- In 2024, the Larimer OEM Inclusion, Diversity, Equity, and Accessibility Strategic Plan was updated for the next three years to support information and resources for people that may be disproportionately impacted by disasters. Goals in the plan include:
  - Making changes to the Larimer OEM website to be more accessible.
  - Creating an AFN team to support emergency management needs in Larimer County.
  - Continue to incorporate people with AFN in Larimer OEM exercises by 2025.
  - By 2026, increase accessibility and utilization of emergency preparedness resources and social connections for but not limited to:
    - People with disabilities
    - Non-English speaking or known written languages
    - Older adults
    - People of color
    - Economically disadvantaged people
    - LGBTQ+ community
    - Youth
  - Participate and collaborate with groups already focusing on Inclusion, Diversity, Equity, and Accessibility work happening in Larimer County.

We now have the Community Resilience Assessment open once again for continued feedback as we strive to improve social connection and community preparedness for 2024. The assessment will be available from July to October to share feedback!

# Survey Demographics

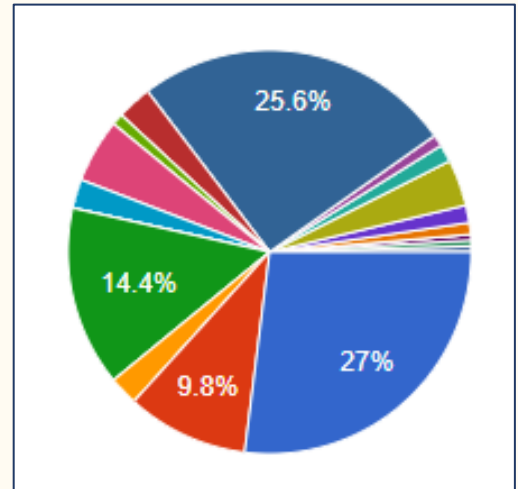


Majority of responses were from people aged

**66** or older.


Six responses for

**18-28** years old.



Out of **222** survey responses, **60%** were submitted by **women**

**93%** of respondents were Caucasian

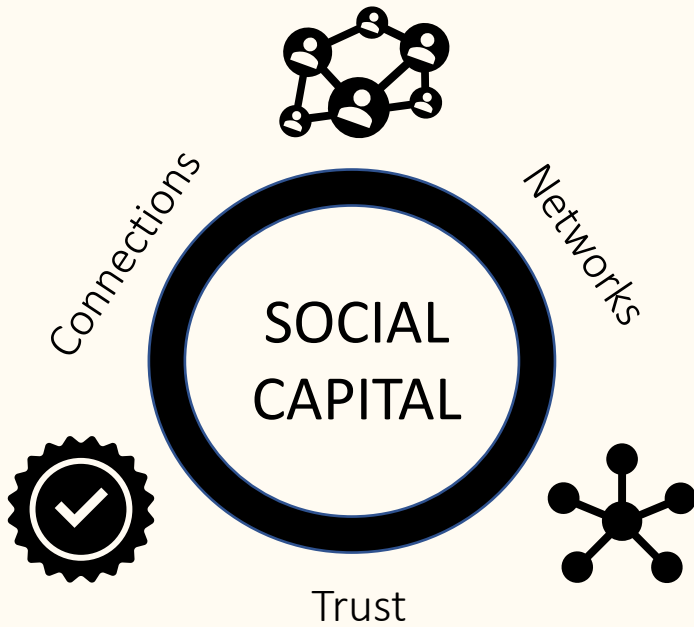


**5%** were Hispanic

Fort Collins	61	27.9%
Loveland	21	9.8%
Berthoud	6	2.3%
Estes Park	31	14.4%
Johnstown	0	0%
Timnath	5	2.3%
Wellington	11	5.1%
Windsor	2	0.9%
Laporte	6	2.8%
Red Feather Lakes	55	25.6%
Bellvue	2	0.9%
Drake	3	1.4%
Glen Haven	8	3.7%
Livermore	3	1.4%
Masonville	2	0.9%
Virginia Dale	0	0%
Waverly	1	0.5%
Out of County	1	0.5%

## 222 Survey Responses

# Why study community resilience?



Social Capital includes connections within communities, networks between communities and trust in informal and formal structures.

Disaster research overwhelmingly shows that communities with higher social capital are more resilient both before and after disaster.



# Community Trust and Connectedness

A majority of respondents indicated they have 1-3 people in their neighborhood they trust for support.

**15%** of respondents indicated they have **NO** people in their neighborhood they trust.



A whopping **35%** of respondents never interact with their neighbors.

## Did You Know?

Larimer Office of Emergency Management has a Community Micro-Grant Program that provides funding of \$200 to communities to hold events that connect people. Grants are on a rolling basis while funds last each year.

For more information, go to:

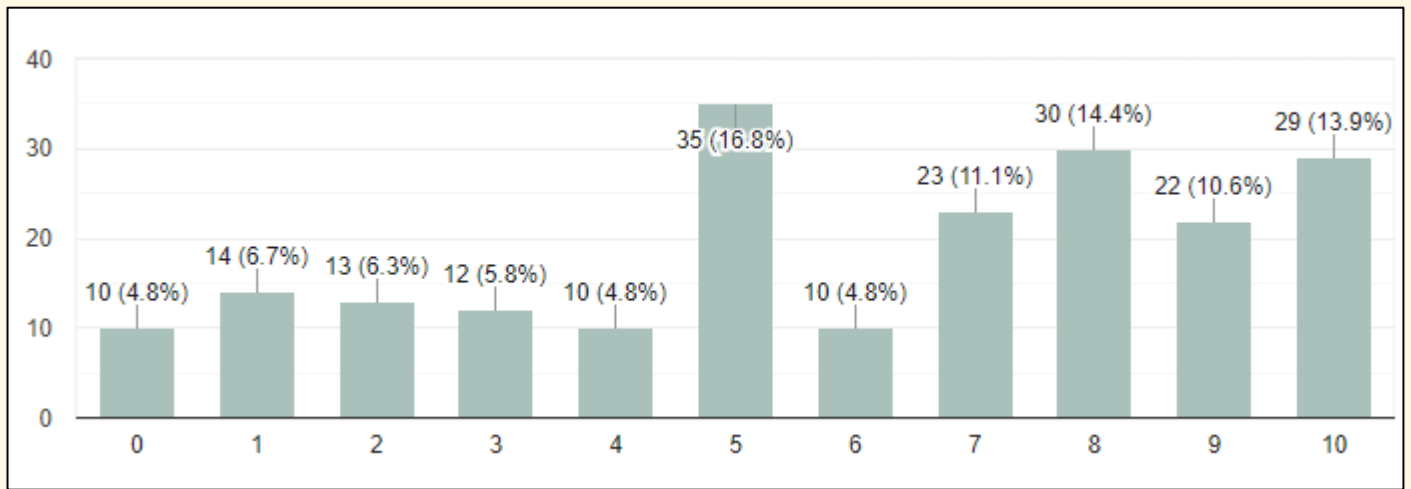
<https://www.larimer.gov/emergency/larimer-connects/connecting-our-communities-micro-grant>

Get out those BBQ grills people!




# Community Culture

This section dives deeper into community connection by focusing on the culture of the community and whether there is a strong sense of belonging.



71.5% of respondents feel valued in their community. 64% of men feel valued and 63% of women feel valued.



73% of respondents feel some sense of belonging in their community.

65.5% of respondents believe that cultural diversity is celebrated and valued in their community.

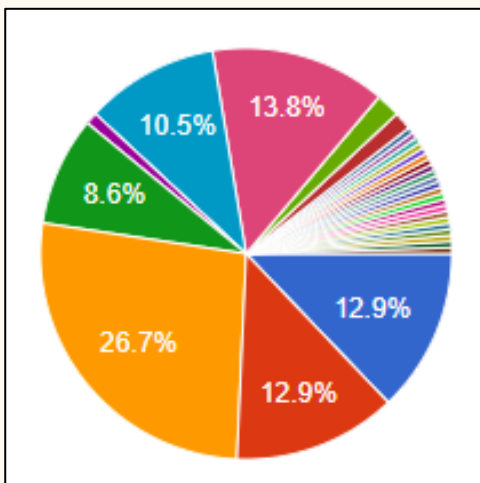
71% of respondents know of community leaders in their local community.

## Community Leadership

36% of respondents feel that their community is a space that fosters opportunities to develop as a leader.

35% of respondents never engage with their local elected officials.

Where do community members access trusted information in times of crisis?



26.7% Larimer Emergency Telephone Authority  
14% National Weather Service  
13% Larimer County Sheriff's Office  
13% Larimer Office of Emergency Management  
10% News Outlets  
9% Local Fire Departments



# Community Relationships with Institutions

**48%** of respondents feel the Office of Emergency Management provides opportunities and resources to alleviate disruptions during a crisis in the community.

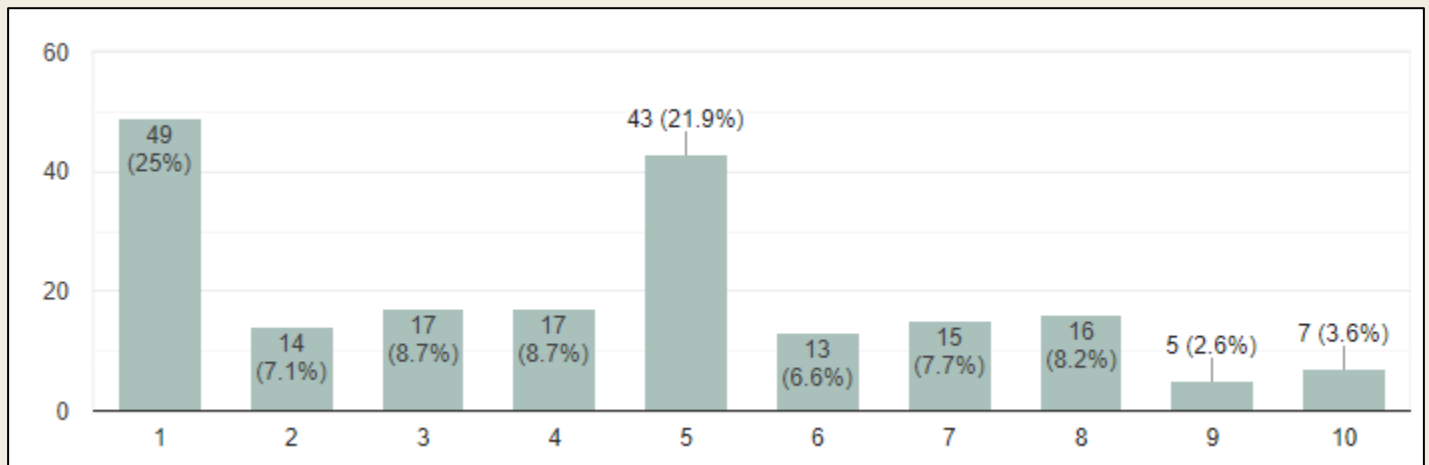
**79%** of respondents feel comfortable and/or safe reaching out for emergency assistance when it is needed for non-law enforcement events.

This number increases to **83.5%** for law enforcement events.



**50.3%** of respondents DO NOT believe there are adequate systems in place for people with disabilities or for those who are unable to self-evacuate in an emergency situation.

This is an improvement of **16%** since last year.



# Community Preparedness

## Dare to Prepare

Larimer Community Education Program

The Dare to Prepare Program was officially kicked off in 2023 with a few pilot classes to test the material. This program will be offered throughout 2024 and beyond to help to build preparedness and resilience within and between communities.

## Interesting data

86% of respondents feel prepared in the case of a disaster.

80% have a personal plan in place in case of an emergency.

**HOWEVER**, only 29% of the people surveyed believe there are well defined plans for crisis coordination.


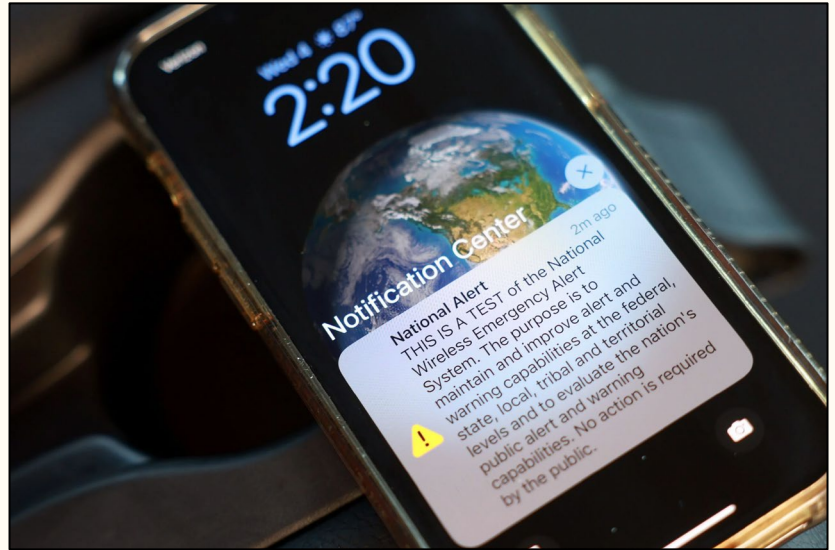
Another 46% did not know.

“After 3 fires and two floods, I have a 3-5 min, 15 min, 2 hour and a half day plan. Some stuff never really gets "unpacked". I am sort of always on the look out for fires.”



# Resource Needs

Specific resources community members would like access to for emergency planning purposes:



89.9% would like more information about emergency alerts and instructions.

## Other Responses:

- 62.6% would like more information about emergency planning.
- 77.8% would like more weather information
- 51.5% would like information about access to community services.
- 56.6% would like access to information regarding natural resources.
- 63.6% would like more information about forest management and wildfire mitigation.

# Thank You!

Larimer Office of Emergency Management  
[www.larimer.org/emergency](http://www.larimer.org/emergency)

Our Emergency Management Team seeks to build programs that increase social capital and community preparedness countywide for greater resilience and better disaster outcomes.

