

Overview of Survey Results

2024 Employee Survey - Manager Report, no comments - 2024 Employee Survey

Survey description

The annual Employee Survey allows you to share how you feel Larimer County is doing as an employer. However, before you get started, we have a couple things to note about this year's survey: 1. Survey responses are confidential. Managers, supervisors, department and division heads will not have access to individual responses. Before sharing comments with Departments Heads, HR Generalists review each comment in an effort to remove any identifying information. 2. For this survey we were required to select pre-written questions, so their terms are not specific to County government. If you need clarification on any of the survey questions prior to responding, please contact [Jennifer Glover](#) or [Marcy Hamilton](#). We greatly appreciate your participation and honest feedback!

Response group

Tina Harris' Team

Participation rate

67.9%
57 of 84 participants have completed the survey

As of

Nov 24, 2024, 10:37 PM MST
Results are grouped based on information in the Employee Directory as of this date

Benchmarks (5)

Historical Trend: 2019 Employee Survey, 2020 Employee Survey, 2021 Employee Survey, 2022 Employee Survey, 2023 Employee Survey

Summary of Metric results

% favorable

GP: Being a Fulfilling and Enjoyable Place to Work ↑ Current score is higher than 2020 Employee Survey score ↑ Current score is higher than 2021 Employee Survey score	85% favorable
GP: Being Good Stewards of Public Resources	77% favorable
GP: Cultivating Partnerships	89% favorable
GP: Empowering People to Take Responsibility	83% favorable
GP: Promoting Innovation and Continuous Improvement ↑ Current score is higher than 2019 Employee Survey score ↑ Current score is higher than 2020 Employee Survey score ↑ Current score is higher than 2021 Employee Survey score ↑ Current score is higher than 2023 Employee Survey score	90% favorable
GP: Providing Quality Customer Service	94% favorable
Management ↑ Current score is higher than 2019 Employee Survey score ↑ Current score is higher than 2020 Employee Survey score ↑ Current score is higher than 2021 Employee Survey score	86% favorable

Legend















- ↑ Indicates a score statistically higher than available benchmark or filter
- ↓ Indicates a score statistically lower than available benchmark or filter















We only show you differences between a benchmark or filter group when it is meaningful (statistically significant) when compared against the Response group.

Individual Question Results

grouped by question type

Rating questions (41)	% favorability (high to low)
<p>I clearly understand how my own job contributes to achieving the mission and vision of my department.</p> <p>Answered: 57 Skipped: 0 Scale: 1-5</p>	 <p>100%</p>
<p>Larimer County delivers high quality services to it's customers.</p> <p>Answered: 57 Skipped: 0 Scale: 1-5</p>	 <p>96%</p>
<p>I have received the training I need to do a quality job.</p> <p>Answered: 56 Skipped: 1 Scale: 1-5</p>	 <p>96%</p>
<p>I have a clear idea of what is expected of me in my job.</p> <p>Answered: 57 Skipped: 0 Scale: 1-5</p>	 <p>95%</p>
<p>I clearly understand how my own job contributes to achieving the goals of Larimer County.</p> <p>Answered: 57 Skipped: 0 Scale: 1-5</p>	 <p>95%</p>
<p>I have the information I need to do my job effectively.</p> <p>Answered: 57 Skipped: 0 Scale: 1-5</p>	 <p>95%</p>
<p>My immediate manager/supervisor encourages two-way communication.</p> <p>Answered: 57 Skipped: 0 Scale: 1-5</p>	 <p>95%</p>
<p>I am motivated to help Larimer County be successful.</p> <p>Answered: 57 Skipped: 0 Scale: 1-5</p>	 <p>95%</p>
<p>Where I work, we are able to respond quickly to the needs of our customers.</p> <p>Answered: 55 Skipped: 2 Scale: 1-5</p>	 <p>95%</p>
<p>Where I work, we are knowledgeable about our customers' needs.</p> <p>Answered: 54 Skipped: 3 Scale: 1-5</p>	 <p>94%</p>
<p>Overall, Larimer County is a great place to work.</p> <p>Answered: 57 Skipped: 0 Scale: 1-5</p>	 <p>93%</p>
<p>My immediate manager/supervisor works to remove obstacles that impede our work processes.</p> <p>Answered: 57 Skipped: 0 Scale: 1-5</p>	 <p>93%</p>

<p>I would recommend Larimer County as a good place to work.</p> <p>Answered: 57 Skipped: 0 Scale: 1-5</p>	 <p>93%</p>
<p>Where I work, people actively identify, acknowledge, and work to solve problems.</p> <p>Answered: 57 Skipped: 0 Scale: 1-5</p>	 <p>93%</p>
<p>Larimer County fosters a culture of innovation and encourages creativity.</p> <p>Answered: 57 Skipped: 0 Scale: 1-5</p>	 <p>91%</p>
<p>I feel I have the right tools and resources (equipment, parts, supplies, hardware, software, etc.) to do my job properly.</p> <p>Answered: 57 Skipped: 0 Scale: 1-5</p>	 <p>91%</p>
<p>Employees in my department do well at maintaining productive partnerships.</p> <p>Answered: 57 Skipped: 0 Scale: 1-5</p>	 <p>89%</p>
<p>I am treated with respect and dignity.</p> <p>Answered: 57 Skipped: 0 Scale: 1-5</p>	 <p>89%</p>
<p>The work environment on my team supports the development of new and innovative ideas.</p> <p>Answered: 57 Skipped: 0 Scale: 1-5</p>	 <p>89%</p>
<p>Where I work, everyone takes personal responsibility for complying with safety rules and procedures.</p> <p>Answered: 57 Skipped: 0 Scale: 1-5</p>	 <p>89%</p>
<p>Where I work, everyone takes personal responsibility for doing a quality job.</p> <p>Answered: 57 Skipped: 0 Scale: 1-5</p>	 <p>86%</p>
<p>My immediate manager/supervisor gives me feedback that helps me improve my performance.</p> <p>Answered: 57 Skipped: 0 Scale: 1-5</p>	 <p>86%</p>
<p>Larimer County is a safe place to work.</p> <p>Answered: 56 Skipped: 1 Scale: 1-5</p>	 <p>86%</p>
<p>My work environment is inclusive. (Inclusion is the process that helps everyone in the workplace feel valued and respected.)</p> <p>Answered: 57 Skipped: 0 Scale: 1-5</p>	 <p>84%</p>
<p>Larimer County has created an environment where people of diverse backgrounds can succeed.</p> <p>Answered: 57 Skipped: 0 Scale: 1-5</p>	 <p>82%</p>
<p>I can maintain a reasonable balance between my personal life and work life.</p> <p>Answered: 57 Skipped: 0 Scale: 1-5</p>	 <p>81%</p>

<p>I look forward to coming to work at this company.</p> <p>Answered: 56 Skipped: 1 Scale: 1-5</p>	 <p>80%</p>
<p>My department appropriately communicates decisions or policy changes that affect my work.</p> <p>Answered: 57 Skipped: 0 Scale: 1-5</p>	 <p>79%</p>
<p>My supervisors are willing to consider the perspectives of all staff regarding different ways to complete tasks and make adjustments when appropriate.</p> <p>Answered: 57 Skipped: 0 Scale: 1-5</p>	 <p>79%</p>
<p>I am comfortable speaking up without fear of negative consequences.</p> <p>Answered: 57 Skipped: 0 Scale: 1-5</p>	 <p>79%</p>
<p>I am comfortable sharing a different opinion or concern and do so without fear.</p> <p>Answered: 57 Skipped: 0 Scale: 1-5</p>	 <p>77%</p>
<p>I feel my department listens to my concerns and tries to act on solutions.</p> <p>Answered: 57 Skipped: 0 Scale: 1-5</p>	 <p>75%</p>
<p>The amount of work expected of me is reasonable.</p> <p>Answered: 57 Skipped: 0 Scale: 1-5</p>	 <p>75%</p>
<p>We have enough employees where I work to do a quality job.</p> <p>Answered: 57 Skipped: 0 Scale: 1-5</p>	 <p>74%</p>
<p>I receive recognition from management when I do a good job.</p> <p>Answered: 57 Skipped: 0 Scale: 1-5</p>	 <p>74%</p>
<p>Larimer County adapts to meet the needs of it's employees.</p> <p>Answered: 57 Skipped: 0 Scale: 1-5</p>	 <p>72%</p>
<p>Where I work, there is little wasted time and effort (e.g., redundant work, unnecessary paperwork, poor quality work that has to be redone).</p> <p>Answered: 57 Skipped: 0 Scale: 1-5</p>	 <p>67%</p>
<p>The different departments and elected offices within Larimer County collaborate effectively.</p> <p>Answered: 56 Skipped: 1 Scale: 1-5</p>	 <p>66%</p>
<p>I am appropriately involved in decisions that affect my work.</p> <p>Answered: 57 Skipped: 0 Scale: 1-5</p>	 <p>63%</p>
<p>I would choose to stay with Larimer County even if offered the same pay and benefits elsewhere.</p> <p>Answered: 57 Skipped: 0 Scale: 1-5</p>	 <p>63%</p>

<p>I feel that my total compensation package fairly reflects the responsibilities and expectations of my job.</p> <p>Answered: 57 Skipped: 0 Scale: 1-5</p>	 <p>54%</p>
-------------------------------------------------------------------------------------------------------------------------------------------------------------	-----------------------------------------------------------------------------------------------

Open-ended questions (4)	Responses
<p>Overall, do you have any general comments about your department?</p> <p>Answered: 22 Skipped: 35</p>	<p>57 EPS</p> <p>Promoters (50%)</p> <p>Detractors (14%)</p>
<p>What do you think your department could improve on?</p> <p>Answered: 26 Skipped: 31</p>	<p>-33 EPS</p> <p>Promoters (15%)</p> <p>Detractors (31%)</p>
<p>What do you think your department is doing well?</p> <p>Answered: 25 Skipped: 32</p>	<p>87 EPS</p> <p>Promoters (56%) are talking about Communication (8) Transparency (5)</p> <p>Detractors (4%)</p>
<p>Overall, do you have any general comments about Larimer County as an employer?</p> <p>Answered: 21 Skipped: 36</p>	<p>43 EPS</p> <p>Promoters (48%) are talking about Compensation and Benefits (3)</p> <p>Detractors (19%)</p>